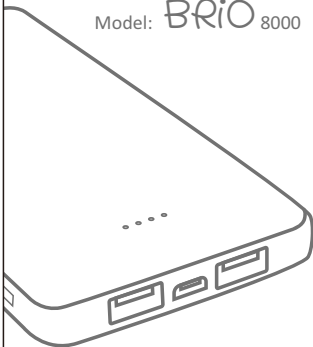




POWER BANK

## INSTRUCTIONS

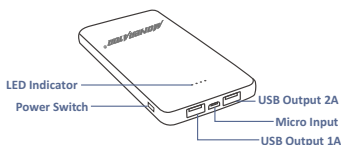
Model: **Brio** 8000



## User Manual

1

## Product Overview



## Specification

Input: DC 5V, 1A max  
Output: DC 5V, 1A / 2A max (2 way)  
Dimension: 6"x 3.0"x0.5" (153x73x14.5mm)  
Weight: 280g  
Operating Temp.: 14°F to 113°F (-10°C to 45°C)  
\*Design and specifications are subject to change without notice.

## LED Power Status

| LED Indicator<br>(● ON ○ OFF) | Capacity |
|-------------------------------|----------|
| ● ● ● ●                       | 75%~100% |
| ● ● ● ○                       | 50%~75%  |
| ● ● ○ ○                       | 25%~50%  |
| ● ○ ○ ○                       | 0%~25%   |
| ○ ○ ○ ○                       | 0%       |



2

## Charging Time

| Built-in Battery     | Charging Time                                |
|----------------------|--|
| 3.7V<br>(typ.800mAh) | Approx 8-9 hours<br>(from standard USB port) |

\*Charging time vary from charging current.

## Supply Time

| USB output port | Supply Time       |
|-----------------|-------------------|
| 5.0V/2A (max)   | Approx. 5-6 hours |

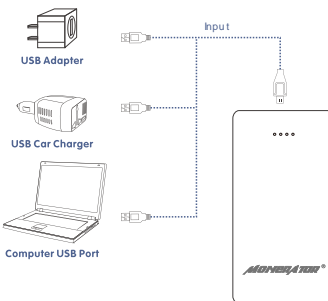
\*Supply time vary from brands, model, and operation mode.

## Directions

### Input: to charge the power bank

\*The Micro USB Port is for DC input

\*The standard USB Port is for DC output.



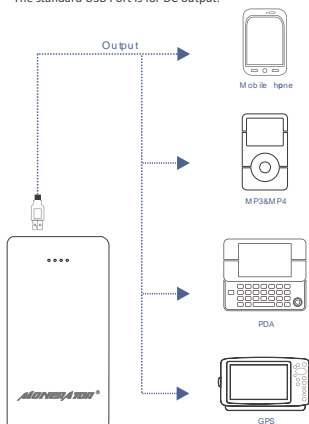
3

- 1.Connect the Micro USB connector of the supplied USB cable to the Micro USB input.
- 2.Connect the other end of the supplied USB cable to computer USB port or to your USB adapter with standard USB.
- 3.LED light will turn on one by one when it's charging.

### Output: to charge the smartphone or portable devices

\*The Micro USB Port is for DC input

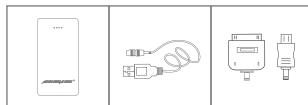
\*The standard USB Port is for DC output.



- 1.Connect the standard USB connector to the USB output port of the power bank.
- 2.Connect the Micro USB connector of the supplied USB cable to the portable device(for devices without Micro USB port, please use relevant adaptor).
- 3.Turn the power bank on and the charging will start.

4

## Contents of Packing



1x 8000mAh Power Bank  
1X USB Connector Set  
1X User Manual

## Warning

- Do not adjust the output voltage higher than device voltage, which will cause device damage.
- Use the specified charger.
- Avoid short circuit, disassembling and throwing into fire.
- Do not disassemble or modify the charger or power bank.
- Keep away from moisture,water.
- Do not drop, place heavy weight on, or allow strong impact to this product.
- Do not expose this product to direct sunlight or water.
- Do not touch the joining terminals directly or insert your fingers into them.
- Children use the product under the guidance of adults.
- While in use, do not cover this product with materials such as blankets.
- Keep the contact surface clean.
- Charge the power bank away from a TV, radio, or tuner as noise may occur.
- Refer to the user manual when operating the portable device.

\*Power bank may become hot when charging.This is normal.Use caution when handling.

5

## Warranty Card

A2batt,Inc warrants this product against defects in workmanship or materials for a period of 12 months from the original date of purchase of the product(at the point of sale) or from the receipt of shipment(from online and mail orders).

The warranty is valid except in the following conditions:

- 1.No warranty card or purchase invoice.
  - 2.Damages caused due to disobeying the user manual.
- During the warranty period, any malfunction caused by the quality problem, please contact the service center or authorized agent with original packaging, warranty card & purchase invoice to get repair, replacement or refund.

### Customer's Information

|                    |  |
|--------------------|--|
| Customer's name    |  |
| Telephone          |  |
| Address            |  |
| Product name       |  |
| Model No.          |  |
| Serial No.         |  |
| Purchase date      |  |
| Seller             |  |
| Maintenance record |  |

Designed by A2batt, Inc in CA, USA. Assembled by EEMB® China.  
A2batt, Inc  
1960 Essex Ct Redlands,  
CA 92373 USA (909)-798-8700  
Visit us at [www.monerator.com](http://www.monerator.com)  
E-mail: [global@monerator.com](mailto:global@monerator.com)

6